Limited Offer

Promotion end date: Mar 30, 2018

Gain-phase analysis | Impedance measurement

Buy high precision and high voltage isolation
Frequency Response Analyzer



15 MHz Model
with Loop gain
measuring Adapter

10 MHz
1,800,000 JPY

15 MHz
1,980,000 JPY

Gain-phase analysis

High accuracy & High Isolation

Inverter / Converter : Loop-Gain characteristics

Evaluate the gain and phase margin to check the stability of the working power circuit.

- Isolation 250 Vrms
- Dynamic range 140 dB
- Frequency 0.1 mHz to 15 MHz
- Auto-ranging

● SWPS ● AC adaptor ● Switching device

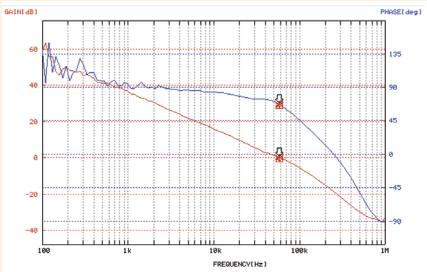

Image stalization : Servo-loop

Evaluate the gain and phase to check if the image stabilize circuit and actuator works properly.

- Frequency 0.1 mHz to 15 MHz
- Dynamic range 140dB
- Auto-ranging
- Used in major manufacturer

● Voice coil motor ● Piezo actuator ● Servo circuit

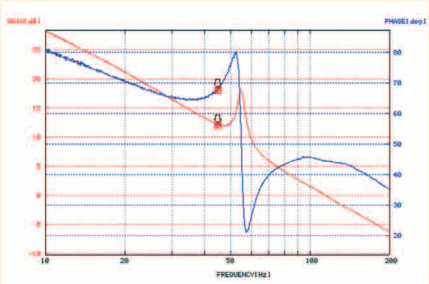

NF Corporation

Impedance measurement

Measurement with simulated actual usage

The resonance point of piezo actuator: Admitance and phase measurement

For evaluating dynamic chracteristics of piezo actuator, observing the change of resonance point of driven actuator with sweeping freqency.

- Driving device with actual Voltage / Current
- Frequency 0.1 mHz to 15 MHz
- High density sweeping at resonance point

● **Piezo actuator** ● **Piezo related devices**

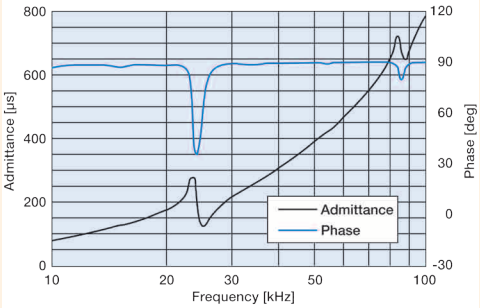

Electric component impedance under high voltage / large current

The real characteristics of components in power circuit should be tested under high voltage or large current.

- High voltage / Large current signal applicable to DUT
- Isolation input 250 Vrms
- High accuracy of Amplitude / Phase / impedance

● **Capacitor** ● **Inductor** ● **Battery Cell**

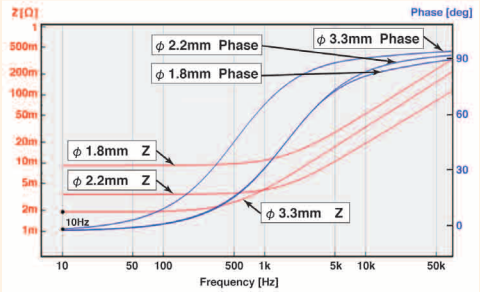

Frequency Response Analyzer FRA5087/ FRA5097



- Frequency range
  FRA5087 : 0.1 mHz -10 MHz
  FRA5097 : 0.1 mHz -15 MHz
- Amplitude Accuracy ±0.05 dB
- Phase Accuracy ±0.3 deg
- Dynamic range 140 dB
- Isolation 250 Vrms
- Auto-ranging
- Auto-integration Amplitude compression, Arithmetic function, Impedance display function

Ordering infomation

Package	Price*	Description
Gain phase package A (10 MHz)	1,800,000 JPY	FRA5087(0.1 mHz to 10 MHz) and Loop gain measuring adaptor
Gain phase package B (15 MHz)	1,980,000 JPY	FRA5097(0.1m Hz to 15 MHz) and Loop gain measuring adaptor
Impedance package (15 MHz)	1,980,000 JPY	FRA5097(0.1m Hz to 15 MHz) and Impedance measuring adaptor

* FOB Japan basis, ask the quote to your local distributor

◆ Related products

NF wideband Bipolar amplifier for driving divice, high voltage and Large current to DUT

HSA series / BA series

- DC to max. 50 MHz
- Up to 300 Vpp
- Slew rate up to 5000 V/μsec

BP series

- DC to max. 200 kHz
- CV mode /CC mode
- Up to 100 A

For more information about this promotion see

http://www.nfcorp.co.jp/english/

NF Corporation
Head Office
6-3-20 Tsunashima Higashi Kohoku-ku Yokohama 223-8508 Japan

NF Techno Commerce Co., Ltd. International Sales Division
6-3-20 Tsunashima Higashi, Kouhoku-ku, Yokohama 223-0052, Japan
Phone : +81-45-777-7604 Fax : +81-45-777-7605